

# CENTRAL PENNSYLVANIA BASKET WEAVERS GUILD

Issue No. 25 APRIL 2004

GUILD WEB SITE: <http://basketry.homestead.com>

## Guild Board Members

### **PRESIDENT:**

Jeff Shields 717-774-3508  
[shieldsj@mindspring.com](mailto:shieldsj@mindspring.com)

### **VP/TREAS/SEC:**

Suzette Humer 717-789-4596  
[basketsandgoodies@pa.net](mailto:basketsandgoodies@pa.net)

### **PROGRAM CHAIR:**

Linda Moore 717-632-2314  
[mygrandy@hotmail.com](mailto:mygrandy@hotmail.com)

### **NEWSLETTER EDITOR:**

Donna Kumpf 717-938-8223  
[kumpf@toast.net](mailto:kumpf@toast.net)

### **LIBRARIAN:**

Susan Snively  
717-762-9829  
[shadowcat@yellowbananas.com](mailto:shadowcat@yellowbananas.com)

### **MEMBER-AT-LARGE**

Carol MacNeil  
717-240-1276  
[nana@macneil.ws](mailto:nana@macneil.ws)

## NEWSLETTER INFORMATION

Guild meeting dates and times are included in each newsletter. Please send any weaving tips, articles, websites – *anything* you would like to share – to:

Donna Kumpf  
[kumpf@toast.net](mailto:kumpf@toast.net)

Or mail to:  
Donna Kumpf  
580 Pleasant View Road  
Lewisberry, PA 17339

The deadline for the next newsletter will be June 15.

## Basket Weavings 101

BY Jeff Shields, Guild President

The only thing more intimidating sometimes to a basket weaver than a pile of reed is a blank page in the word processor! Through some “magical” process, that incredibly intimidating blank page morphs into a means for the conveyance of someone’s thoughts, beliefs and ideas. By the same token, that clump of wayward, tangled reed somehow gets transformed into a thing of (we hope) esthetic beauty. Ultimately, the end results of both endeavors say something about the person who created them. The medium and the messenger are inextricably bound together.

So, what do your baskets say about you? I have found most basket weavers made an almost instant connection to their craft the first time they took reed in hand. Of course, the weaver sees his or her efforts as a creative and worthwhile outlet. But to weave a basket takes an investment of time, effort and yes, some bucks. Each of us has those 24 hours in a day and out of all the almost countless activities that we could potentially be doing, we choose to weave when given the chance.

But basket makers come in many “flavors” and undoubtedly personality traits enter in to the equation of why one is, for example, completely a Nantucket fanatic while another is an advocate of round reed to the exclusivity of all other forms of the craft. So while all of you who read this are kin in your love of basket making, our weaving family is by no means the homogenous group that others usually tend to pigeonhole by labeling us as “basket weavers”.

I look forward to this upcoming year as Guild president. (Maybe I’ll even get it right this time!) When I look back at my past seven years in the Guild one thing stands out. I came to the Guild originally because of my love of basket weaving. I stay in the Guild because of all the wonderful people I’ve met here.

Jeff

## Guild Schedule for April, May and June

Currently, we have April, May and June events scheduled. July's meeting is not yet finalized...please check the website or the June newsletter for more information.

### SATURDAY, APRIL 17

WHERE: Gravel Hill United Methodist Church  
Palmyra, PA (Directions on page 4).  
TIME: 9:00-4:00

The class will be taught by Donna Mentzer. Entitled "Pathway to Courage", this basket was inspired by two of Donna's friends who are cancer survivors and the courage they developed through their personal paths traveled. Donna uses a marvelous technique to create hidden joins, and will also discuss techniques for control in compacting and shaping the basket. The basket measures 9" in diameter and about 4 1/2" high. Materials needed for this class are:

1/2 lb. of #3 round, 1/4 lb. of #2 round, and 1/4 lb. of #4 round. Donna will provide the dyed reed. Another guild member has offered to bring extra round reed - if you need to purchase just 1/4 lb, she has #2, 3 and 4. Tools needed include: scissors, basin for soaking reed, crimpers or needle-nose pliers and an awl.

Cost for class: \$10.00, paid to the instructor.



"Pathway to Courage" basket

### SATURDAY, MAY 8, 2004

#### FREE CLASS!

WHERE: The Country Seat, Kempton, PA  
TIME: 9:30 AM to 1 PM  
(Store will open at 8:30 for early shopping.)

Guild members will have a choice of two footstools. Footstools must be purchased prior to the day of class and assembled/stained/finished. **Mention the**

**Guild when ordering!** The Country Seat's phone number is 610-756-6124. See pg. 4 for directions.

- New England Footstool Kit: Guild price \$10 (reg.\$13.50) – includes smoked flat reed.
- #301 Oak footstool, frame only: Guild price \$15 (reg. \$17.00)– student provides seating material (approximately 1 coil flat reed, binder cane, slab rattan, flat fiber).

All students will be weaving a splint seat, but they can purchase the materials of their choice.

Tools & Supplies Needed: towel, water bucket, red cutters (or shears, etc.), hand held stapler, Elmer's white glue, tweezers, needle nose pliers (or bent nose pliers), flat edged screwdriver (or Weave-rite D or F), rubber tipped spring clamp with 1" opening.

### SUNDAY, JUNE 13, 2004

#### Guild Picnic & Dyeing Party

WHERE: Carol MacNeil's home (directions- pg. 4)  
TIME: 1:30 pm to ???  
Bring plenty of reed to dye. Guild provides the dye and the food!

## Colleen's Basket Collection!

Guild member Colleen Skelton shared baskets from her amazing collection at the February meeting. Colleen has attended many basket conventions since 1991, when she began acquiring baskets. She brought only *part* of her collection, including a Penobscot Indian ornament basket, a miniature phone wire basket, baskets made of willow, ash, bark, paper and many, many more! Colleen also shared a wealth of information and fascinating stories about her baskets. Thank you, Colleen!



Colleen and a "few" baskets from her collection!

## New Policy / New Instructor Fee

A decision was made at the last Guild Board meeting to charge a \$10.00 fee for the All-Day Weaves. These monies will be paid directly to the instructor. The Board would like to implement this policy on a trial basis in an attempt to eliminate inequities in funding instructors. Previously only non-Guild members were recompensed for instruction. There are several Guild members who are instructors and it is in our best interest to utilize them (as well as "bringing in" outside teachers) as opposed to depriving them of any revenues while they offer continued support. This fee would be in addition to any materials fees that would be charged. There will continue to be "free" classes offered at the regular Sunday Guild meetings.

## MEMBERSHIP LIST

Included with this newsletter is the newest list of members of the Central Pennsylvania Basket Weavers Guild. We already have an addition and an update- please add these to your list.

Laura Better  
6576 Hemlock Point Road  
New Market, MD 21774-6648  
(301) 865-8083 [Better@radicus.net](mailto:Better@radicus.net)

Elaine Longenecker (effective April 21):  
710C Menno Village  
Chambersburg, PA 17201  
(717) 571-3939 [brulane@peoplepc.com](mailto:brulane@peoplepc.com)

## LIBRARY DISPLAY

At the request of the New Cumberland Library, we will have a basket display there for the month of November. Please think about how you will be able to help with this - bringing a basket for display, or setting up, etc. New Cumberland is a borough several miles from Harrisburg, across the Susquehanna River. Another wonderful opportunity to promote our guild!

## Proposed By-Laws

Included with this mailing is a copy of the proposed By-Laws for the Guild. We need Guild members to vote on the By-Laws. Guild members: Please complete the Ballot on page 4, and return to Suzette before April 10. Thank you!

## Basket Courses and News from Other Basketry Guilds

We often receive information from other guilds including their newsletters, as well as basket classes, which may be of interest. If you would like to see any of the newsletters we have received, see Donna Kumpf. Here's a sampling of activities.

### Sculptured Rocks Farm Country Inn, Groton, New Hampshire

Shaker Basket Class with Martha Wetherbee.  
July 17 and 18, 2004

The class will be a Shaker Puzzle Cathead Basket.

For more details, see their web site:

<http://www.sculpturedrocks.com/todo.htm>

Phone: 603-744-6159

### Southwestern Ontario Basketry Guild

Weaving and More in 2004

August 18 -22, 2004

For more information or to have your name on the mailing list, contact Alice Lingard, 291 Adelaide St. Strathroy, Ontario CANADA N7G 2V9, 519-245-2627 or [lingardo@sympatico.ca](mailto:lingardo@sympatico.ca)

### Lunenburg Seaside Craft School

Nova Scotia

Week long courses in traditional crafts, including basketry, during late July through August. Students can enjoy wonderful vistas of land and sea. Visit the school's web site for more information about courses, instructors, tuition and registration.

[www.lunenburgcraftschool.com](http://www.lunenburgcraftschool.com)

## WITF AUCTION

Watch the WITF auction April 16 - 18, 2004, or check out their website to see some of our members donations! The website is [www.witf.org](http://www.witf.org).

## HOW TO GET THERE: Directions to Guild Events

### APRIL 17 MEETING

**Gravel Hill United Methodist Church**  
Palmyra, PA

**From I-81:** Take Exit 80, south to Route 22 (about 1 mile). Turn left (east) onto Route 22, proceed approximately 1 mile to Gravel Hill Road. (Green sign says 'Palmyra 6 miles'). Turn right (south) onto Gravel Hill Road and follow for 4.5 miles to white church on right.  
**From Route 422:** Go to the "square" in Palmyra, turn north onto N. Railroad Street, continue for approximately 1.5 miles to white church on left.

### MAY 8 MEETING

**The Country Seat**  
1013 Old Philly Pike, Kempton, PA  
Phone: 610-756-6124

**From I-78:** Take exit 35 (old exit 11), Route 143, North (turn left at bottom of exit ramp) for 4 miles. You will come to an intersection, there will be a gas station on your right, turn left and follow our brown and white signs.

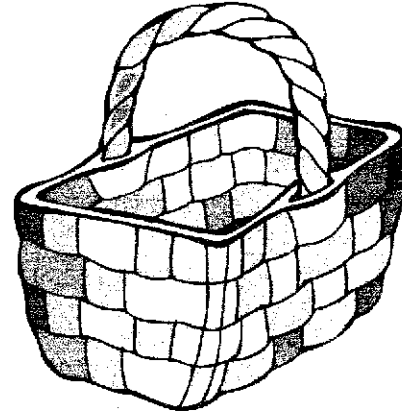
### JUNE 13 MEETING

**Carol MacNeil's home**  
1004 Harriet Street, Carlisle, PA  
Phone: 717-240-1276

**From I-81:** Take exit 52 South, turn right at end of ramp. At the 7<sup>th</sup> light (approximately 4 miles), turn right onto Calvary Road. Take first right off Calvary Road onto Harriet Street. 1004 is the first house on the left.

## 2004 Odyssey Plans are Underway!

Mark your calendars now for the 2004 A Weaving Odyssey scheduled for September 17 – 19, 2004. Twenty-five baskets were chosen, out of 95 baskets submitted by 21 teachers!



### 2004 By-Laws Ballot

Please return completed ballot  
by **April 10** to :  
Suzette Humer  
104 Milltown Road  
Landisburg, PA 17040-9306

- I approve of the proposed By-Laws as written.
- I do not approve of the proposed By-Laws.

Member name/address:

---

---

---

# CENTRAL PENNSYLVANIA BASKET WEAVERS GUILD

Issue No. 26 JUNE 2004

GUILD WEB SITE: <http://basketry.homestead.com>

## Guild Board Members

### **PRESIDENT:**

Jeff Shields 717-774-3508  
[shieldsj@mindspring.com](mailto:shieldsj@mindspring.com)

### **VP/TREAS/SEC:**

Suzette Humer 717-789-4596  
[basketsandgoodies@pa.net](mailto:basketsandgoodies@pa.net)

### **PROGRAM CHAIR:**

Linda Moore 717-632-2314  
[mygrandy@hotmail.com](mailto:mygrandy@hotmail.com)

### **NEWSLETTER EDITOR:**

Donna Kumpf 717-938-8223  
[kumpf@toast.net](mailto:kumpf@toast.net)

### **LIBRARIAN:**

Susan Snively 717-762-9829  
[susansnively@yellowbananas.com](mailto:susansnively@yellowbananas.com)

### **MEMBER-AT-LARGE**

Carol MacNeil 717-240-1276  
[nana@macneil.ws](mailto:nana@macneil.ws)

## NEWSLETTER INFORMATION

Guild meeting dates and times are included in each newsletter. Please send any weaving tips, articles, websites – *anything* you would like to share – to:

Donna Kumpf  
[kumpf@toast.net](mailto:kumpf@toast.net)

Or mail to:  
Donna Kumpf  
580 Pleasant View Road  
Lewisberry, PA 17339

The deadline for the next newsletter will be Sept. 1.

## Basket Weavings 101

By Jeff Shields, Guild President

### Closing & Opening Doors

Yours truly has recently undergone a major life change – in early June I retired from the Federal government after 32 years. That fact doesn't have one whit to do with basket weaving and the Guild of course. But hey, I'm the president and this is my column and I can write anything I want here! Sorry about that outburst...

I have no intention of ever "retiring" from our Guild. It's hard to think of life without it and I know many of you feel just as strongly. The friendships we've made and the experiences we've had are a cherished part of our lives.

Conversely, will the Guild always be there for us? Stating the obvious: the Guild is the sum of its members. Perched squarely on my soapbox now. Guild meetings do not just magically happen. Keeping the Guild alive and well takes considerable time and effort on the part of volunteer members. Unfortunately, time and again, the same small group of people has to do the lion's share of the Guild work. These people are not power hungry. They simply care so much about the Guild they'll take on whatever needs doing to insure we continue to thrive. But nothing would make them happier than for "new blood" to step forward and pitch in. So take the hint and please do your part to keep the Guild moving onward and upward. End of sales pitch.

And now in my new life I'm really looking forward to my one and only full time job as Guild president. And being able to spend a whole lot more time weaving.

*Jeff*

## PROGRAMS FOR MONTHLY MEETINGS

As Program Chair for CPBWG, I am endeavoring to provide you with informative, interesting and entertaining monthly projects. As I am a fairly new member, I do not know all of you well enough to know your areas of expertise and what you can contribute to the programs. I have been most fortunate so far with members volunteering their services. Sometimes I have had someone who is willing to teach or lead the group with a project and then had to search for a site. So you see, I am looking for more than just instructors. If you know of a place that we can spread our reed, have a basket that you have successfully woven, or even, just a suggestion for a monthly project let me know about it.

While I personally teach beginning and intermediate levels in basket weaving, I am, by no means, an expert. I led members of this group last year in a basket weaving project and it was the easiest "class" I have ever "taught"! I am sure most of my "students" that day knew far more about basket weaving than I did. I ordered handles and patterns and reviewed "three-rod-waling" with a few people and then, literally, sat back and watched some of the loveliest baskets taking shape. Talk about a "piece of cake"!!! All of my classes should be so easy!

As you view the Programs for the coming year in the newsletter, see if you can change some of those "To be Announced" months. Remember, any Guild is only as good as the members choose to make it. The entire Guild will be grateful for your participation.

Linda Moore,  
Programs Committee

## Upcoming Programs

**Saturday, July 10, 2004 AND  
Saturday, October 16, 2004**  
**Gayle Mosier – 8-inch Nantucket Basket**  
When: 9:00 to 4:00 both dates  
Where: J.C. Ehrlich Office,  
4565 West Market St. (Rt.30)  
York, PA [see directions pg. 3]

**Gayle Mosier** has graciously offered to teach an **8-inch Nantucket Basket** Class to Guild members. Gayle, a new Guild member, resides in Thurmont, MD. She has been weaving Nantucket baskets for 7 years and teaching others to do so for the past 3 years.

Gayle will provide all materials, including staves, bone knobs, cherry base and handle, cane, pins, molds and plug. The **cost for the kit is \$40.00** and includes an oak half-round rim and mold rental from July to October. Anyone interested in **purchasing** the hollow bowl **mold** may do so for an additional **\$5.00**. Gayle will also offer a **matching cherry rim** for your basket for **\$5.00** and will bring samples of both oak and cherry to the first class for you to decide.

The **cost for the instruction** for both classes is **\$10.00**.

Each student is asked to **bring a vise** to clamp onto the table to hold your mold.

=====REGISTER BY JUNE 25<sup>th</sup>=====

To register, contact **Linda Moore** at 717-632-2314 (you may leave a message) or send her an email at [mygrandy@hotmail.com](mailto:mygrandy@hotmail.com).

Special thanks to **Linda Moore's** husband, who is kindly allowing us to use the office for this class!



## **SUNDAY, August 8, 2004**

WHERE: East Shore Library

TIME: 1:30 to 4:30 PM

**Donna Mentzer** is returning to assist us with the **braided rim** on the **Pathways to Courage** basket. Several members did not complete this portion of the basket that Donna taught us in April.

**All members are welcome** to attend even if you did not take the class in April.

**Bring a basket** to which you have added 3 rows of twining at top and 'bent and tucked'. Also bring some **round reed** (size #2-4). Donna will teach you how to construct her lovely braided border. There is **no charge for this class**.

## **SUNDAY, September 12, 2004**

### **Business Meeting, "Show and Tell" and Open Weave**

WHERE: East Shore Library, Harrisburg

TIME: 1:30 pm to 4:30 pm

Grab all those baskets that you have made at the past 3 Weaving Odyssey weekends and bring them along. Share with others what you learned while making specific baskets and what you did or did not enjoy in the process.

Have a few that are "not quite complete"? Bring those as well. The environment with all those wonderful creations will be most conducive to weaving. There is always someone ready and willing to help you if you just mention that you're "stuck". So, empty out that corner of "incomplete" baskets in your craft room. Remember the next weaving Odyssey is only a week away. You might need some of that space for "new incompletes"!

Teachers, please feel free to bring those items that you taught at the former Odyssey weekends.

Meeting will be held at the East Shore Library in Harrisburg (Colonial Park Area).

**September 17-19, 2004: Weaving Odyssey**

**Saturday, October 16, 2004**

Session 2 of the Nantucket Basket (see July program for information.)

**Sunday, November 14, 2004** – Place, Time, and Program to be announced

**January, 2005 – Gathering Basket with Lace**  
**Deb Roberson, Instructor**

Place and Time to be announced

**February 2005** – Place, Time and Program to be announced

**March 2005** – Date, Time and Program to be announced

## **HOW TO GET THERE:**

### **Directions to Guild Events**

#### **JULY 10 AND OCTOBER 16 CLASSES:**

**Directions to J. C. Ehrlich Office, 4565 West Market St. (Rt. 30), York, PA**

**Phone: 717-792-5460**

**Linda Moore's cell phone is 717-891-5441:**

**From Baltimore and South** – Take Interstate 83 North to Route 30 West See below.

**From Harrisburg and North** – Take Interstate 83 South to Route 30 West. See below.

**From Philadelphia and East** – Take the PA Turnpike West (I-76) to Exit 242 (Harrisburg West). Take Interstate 83 South to Route 30 West. See below.

**From Pittsburgh and West** – Take the PA Turnpike East (I-76) to Exit 242 (Harrisburg West). Take Interstate 83 South to Route 30 West. See below.

Then,

**Follow Rt.30** until the end of the 4 lane divided highway. Exit right towards Gettysburg. Go through 2 lights. The Ehrlich Office is on the right about 200 yards past the last light.

#### **DIRECTIONS TO THE DAUPHIN COUNTY EAST SHORE LIBRARY:**

Take Interstate 83 North to Colonial Park exit. The library is located at the rear of the Colonial Park Mall, near the intersection of Rt. 83 and Rt. 22. The meeting is in the Lower Level of the Library. Please park in the Mall lot near the rear of the Boscov's store.

## 2004 A Weaving Odyssey

If you haven't yet registered for the Weaving Odyssey, register now! Go to our website for the information packet and registration details.

### Please Donate to Odyssey Raffle:

The Odyssey committee is organizing a raffle to raise money and add to the fun. We would like to ask all guild members to consider contributing. We know you have all made beautiful baskets that would make very attractive raffle items. If you can part with one, we would love to put it in our raffle. No extra baskets? No problem! We will be happy with whatever you choose to donate.

Contact Anne Kelly at [akelly8230@aol.com](mailto:akelly8230@aol.com) or bring your raffle donation to any guild event. If you are looking for a way to be a more active guild member, this is a great first step!

## WITF AUCTION Congratulations, Jeff!

The public television station in Central Pennsylvania, WITF, held it's annual art auction in April. Our very own Jeff Shields won the People's Choice Award! His sensational basket sold for \$120! Five additional members of our Guild donated baskets that were auctioned to support public television. Congratulations to all!

## News from Other Basketry Guilds

We often receive information from other guilds including their newsletters, as well as basket classes, which may be of interest. If you would like to see any of the newsletters we have received, see Donna Kumpf.

## MEMBERSHIP LIST

Welcome to the following new Guild members!

Lynn Eberling  
140 Van Dyke Rd.  
Hopewell, NJ 08525  
(609) 466-0695

Joyce Stitely  
6 Tacoma St.  
Thurmont, MD 21788  
(301) 271-2923

[teberling@comcast.net](mailto:teberling@comcast.net) [joyce.stitely@netzero.com](mailto:joyce.stitely@netzero.com)

JUST A REMINDER: Our Guild membership list is for our members' use only. Names and addresses are not to be released for other purposes.

## Looking Ahead to Nominations!

It's hard to believe it's almost that time of year again – yes, it's soon time to nominate members for CPBWG board officers for 2005. We **need** two members to volunteer to be on the nominating committee. Please contact Jeff Shields if you can do this for the Guild! Thank you!

## A Gathering of Guilds

This past February, the Keystone Lace Guild held "A Gathering of Central Pennsylvania Fiber and Needlework Guilds". Members of our guild who attended the "Gathering" speak highly of the day's events. This could be another great opportunity to promote our guild. More information will be shared in upcoming newsletters as details become available.



Print by Arlyss Becker



# CENTRAL PENNSYLVANIA BASKET WEAVERS GUILD

Issue No. 27 SEPTEMBER 2004

GUILD WEB SITE: <http://basketry.homestead.com>

## Guild Board Members

### **PRESIDENT:**

Jeff Shields 717-774-3508  
[shieldsj@mindspring.com](mailto:shieldsj@mindspring.com)

### **VICE PRESIDENT /SECRETARY:**

Billie Stanford 717-334-9427  
[bstan4d@earthlink.net](mailto:bstan4d@earthlink.net)

### **TREASURER:**

Suzette Humer 717-789-4596  
[basketsandgoodies@pa.net](mailto:basketsandgoodies@pa.net)

### **PROGRAM CHAIR:**

Linda Moore 717-632-2314  
[mygrandy@hotmail.com](mailto:mygrandy@hotmail.com)

### **NEWSLETTER EDITOR:**

Donna Kumpf 717-938-8223  
[kumpf@toast.net](mailto:kumpf@toast.net)

### **LIBRARIAN:**

Susan Snively 717-762-9829  
[susansnively@yellowbananas.com](mailto:susansnively@yellowbananas.com)

### **MEMBER-AT-LARGE**

Carol MacNeil 717-240-1276  
[nana@macneil.ws](mailto:nana@macneil.ws)

## NEWSLETTER INFORMATION

Guild meeting dates and times are included in each newsletter. Please send any weaving tips, articles, websites – *anything* you would like to share – to:

Donna Kumpf  
[kumpf@toast.net](mailto:kumpf@toast.net)

Or mail to:  
Donna Kumpf  
580 Pleasant View Road  
Lewisberry, PA 17339

Please submit by Jan. 1 for the next newsletter.  
Thanks!

## Basket Weavings 101

By Jeff Shields, Guild President

I trust your Autumn is starting off well. It's a very hectic time of year for most of us but I hope you are able to grab a few moments of leisure time now and then to just enjoy the spectacular show Mother Nature puts on this time of the year in our part of the country. Treasure those cool crisp days when the sky is so blue you can see forever and the trees are ablaze with incredible colors.

As I write this the 4th annual Weaving Odyssey weekend looms large on our Guild calendar. This is the major yearly event sponsored by the Guild and I'm happy to report that over half of our Guild members will be attending this year's Weaving Odyssey. The Odyssey committee has worked all year to insure each of you have a great time and come away with both beautiful baskets and memories. Odyssey committee members for 2004 are Jean Foutz, Suzette Humer (co-chair), Anne Kelley, Elaine Longenecker, Carol MacNeil, Dianne Pearce, Deb Roberson, Jeff Shields and Billie Stanford (co-chair). It has been a true pleasure to work with each of you dedicated ladies.

Along with this newsletter you also received two other items – a member survey and an officer election ballot. Please take a moment to complete and return both in the provided envelope at your earliest convenience. Both are important for the future direction and growth of the Guild. Thank you.

*Jeff*

### 2005 DUES

Membership dues for 2005 are due before Jan. 31 – Checks for \$15.00, payable to CPBWG, may be paid in person, or mailed to Suzette Humer, 104 Milltown Road, Landisburg, PA 17040-9306.

## Upcoming Programs

**Saturday, October 16, 2004**  
**Gayle Mosier – Nantucket Basket**  
(Session Two of class started in July)

When: 9:00 to 4:00

Where: J.C. Ehrlich Office,  
4565 West Market St. (Rt.30)  
York, PA [see directions pg. 3]

Gayle Mosier will be instructing Part Two of the Nantucket Basket class, which was begun in the July. Residing in Thurmont, MD, Gayle has been weaving Nantucket baskets for 7 years and teaching others to do so for the past 3 years. If you missed the first session of this meeting, feel free to

**SUNDAY, November 14, 2004**

WHERE: East Shore Library

TIME: 1:30 to 4:30 PM

Our guest for this meeting will be Mike Yeomans. Mike's presentation about Rye coil baskets will begin at 2:30, following our business meeting. Mike instructs at Landis Valley museum.

**December 2004** –No meeting.

**SATURDAY, January 8, 2005**

**“After Holidays Party”/Basket Swap**  
WHERE: Gravel Hill U.M. Church, Palmyra.

TIME: 9:00-5:00

BASKET: to be announced

The guild will be holding our annual basket swap and post-holidays party. Please bring your basket gift-wrapped and include who the weaver is on the inside! The basket swap is optional but we strongly encourage you to participate!

Lunch will be “potluck” -please bring a dish to share!

The basket class and instructor originally scheduled for this date have been changed. Information about this class will be available at our meetings in October and November, as well as posted on the CPBWG website.

**February 2005** - To be announced.

**March 2005** - To be announced.

## HOW TO GET THERE:

### Directions to Guild Events

#### OCTOBER 16 CLASS:

**Directions to J. C. Ehrlich Office, 4565 West Market St. (Rt. 30), York, PA**

**Phone: 717-792-5460**

**Linda Moore's cell phone is 717-891-5441:**

**From Baltimore and South** – Take Interstate 83 North to Route 30 West See below.

**From Harrisburg and North** – Take Interstate 83 South to Route 30 West. See below. Then, **Follow Rt.30** until the end of the 4 lane divided highway. Exit right towards Gettysburg. Go through 2 lights. The Ehrlich Office is on the right about 200 yards past the last light.

#### **November 14 meeting:**

##### **Dauphin County East Shore Library:**


Take Interstate 83 North to Colonial Park exit. The library is located at the rear of the Colonial Park Mall, near the intersection of Rt. 83 and Rt. 22. The meeting is in the Lower Level of the Library. Please park in the Mail lot near the rear of the Boscov's store.

#### **January 8 meeting**

**Gravel Hill United Methodist Church**  
Palmyra, PA

**From I-81:** Take Exit 80, south to Route 22 (about 1 mile). Turn left (east) onto Route 22, proceed approximately 1 mile to Gravel Hill Road. (Green sign says 'Palmyra 6 miles'). Turn right (south) onto Gravel Hill Road and follow for 4.5 miles to white church on right.

**From Route 422:** Go to the “square” in Palmyra, turn north onto N. Railroad Street, continue for approximately 1.5 miles to white church on left.



Guild member Jean Fisher cooks up a new batch of dye at the **Dye party and Picnic in June**. Many members enjoyed a delicious picnic lunch and left with armloads of colorful reed! Many thanks to Carol MacNeil for graciously hosting us!

## GUILD OFFICER ELECTIONS

Attached is an election ballot for Guild officers for next year. **PLEASE VOTE!** Send ballots in the enclosed envelope to Carol MacNeil.

## MEMBER SURVEY

We would like **everyone** to complete the attached survey. The Central Pennsylvania Basket Weavers Guild is dedicated to its membership. Your opinion is very important in determining the direction and focus of this Guild. Please complete the survey and send it in the enclosed envelope to Carol MacNeil.

### 2004 A WEAVING ODYSSEY SUCCEEDS ... IN SPITE OF IVAN!

For the second year in a row, a hurricane threatened to thwart the Weaving Odyssey (Sept. 17-19). Hurricane Ivan spouted about 5 inches of rain in the Central Pennsylvania area, leading to flooded streams, rivers and roads. However, weavers are highly determined folks. In spite of detours around flooded roads, only a few weavers were unable to get through and all classes were held as scheduled.

Enjoy the pictures, and the poem (on page 4), which was read by Laura Lee Zanger's husband at the Odyssey!

### WEAVERS AT WORK!



A flooded Gravel Hill Road



Anne Bowers instructs student.



# My Wife's a Basketweaver

She learned to weave on Monday.  
Her basket was quite fine.  
She forgot to thaw out dinner,  
So we went out to dine.

She made a twill on Tuesday.  
She says they are a must.  
They really look quite lovely,  
But she forgot to dust.

On Wednesday it was wickerwork.  
She says the twining's fun,  
Three rod wale and braiding rims,  
But the laundry wasn't done.

Her basket swap was Thursday.  
"Expect her late," she said.  
I guess she really was too busy  
Cause she never made the bed.

It was ribbed baskets Friday  
Using new techniques for sure,  
But she never seemed to care about  
Her mess still on the floor.

So I found a maid on Saturday.  
My life is now complete.  
My wife can weave for hours  
And the house will still be neat.

Well, today is only Sunday  
And I'm already peaved.  
I cursed and raved and ranted  
Cause she taught the maid to weave!

rye coil (1411x1787x24b jpeg)

## RYE COILED BASKETS



The German people who emigrated to Pennsylvania and settled in this area brought many traditions with them, one of them being rye coiled baskets. Rye was an important staple in their diet, families usually eating a loaf of rye bread at every meal. The straw left over was used for thatching roofs, insulation, animal bedding, mattress filling and basket making. Rye was a good medium for making baskets because of its length, resistance to rot and mice did not like to chew through it (either no nutrient value or it tasted bitter to them - only the mice know!).

Most rye baskets were utilitarian in nature. Baskets were made for storage (lidded hampers), bee keeping (skeps) and bread raising. Hampers were used to keep a variety of goods dry and safe like feathers, dried fruits and vegetables, and balls of rags. Skeps, if kept sheltered from the

weather, were good hives because of the good insulating quality of the straw. Bread raising baskets were used to give form to the final loaf before it was turned out and baked in the bake oven.

Whatever shapes the basket were going take, they were all constructed the same way. Coil thickness was determined by the basket you were making. To keep the coil continuous, more straw was added as needed. The binding material or weaving splint was usually split white oak. If any open work was added, it was usually a bound handle so it could be hung up or for carrying.

Rye coil baskets finally fell out of favor with improvements in beekeeping and changing methods of bread baking.

I-learned to make rye baskets about ten years ago from Susan Kelleher, a gifted basket maker, at Landis Valley Museum. What made me interested in learning this almost forgotten craft were the skeps and the bread raising baskets. For over thirty years, I have been baking bread at home (which my wife says I don't do enough). About twenty years ago, a good friend got me into beekeeping. But moving from Springfield Missouri, my hives couldn't come with us to Lancaster Pennsylvania. With bread baking and bee keeping in my background, I found a fondness in this craft.

Mike Yeomans—507 Stonybrook Road—Nazareth, Pa. 18064—PH 610-759-3537

Fearthoon@RCN.Com

# CENTRAL PENNSYLVANIA BASKET WEAVERS GUILD

Issue No. 28 JANUARY 2005

GUILD WEB SITE: <http://basketry.homestead.com>

## Guild Board Members

### **PRESIDENT:**

Dianne Pearce 717-337-1646

[rdpearce@cvn.net](mailto:rdpearce@cvn.net)

### **VICE PRESIDENT /SECRETARY:**

Billie Stanford 717-334-9427

[bstan4d@earthlink.net](mailto:bstan4d@earthlink.net)

### **TREASURER:**

Susan Snively 717-762-9829

[susansnively@yellowbananas.com](mailto:susansnively@yellowbananas.com)

### **PROGRAM CHAIR:**

Jeff Shields 717-774-3508

[shieldsj@mindspring.com](mailto:shieldsj@mindspring.com)

### **LIBRARIAN:**

Suzette Humer 717-789-4596

[basketandgoodies@pa.net](mailto:basketandgoodies@pa.net)

### **NEWSLETTER EDITOR:**

Donna Kumpf 717-938-8223

[kumpf@toast.net](mailto:kumpf@toast.net)

### **MEMBER-AT-LARGE**

Carol MacNeil 717-240-1276

[nana@macneil.ws](mailto:nana@macneil.ws)

## NEWSLETTER INFORMATION

Guild meeting dates and times are included in each newsletter. Please send any weaving tips, articles, websites – *anything* you would like to share – to:

Donna Kumpf  
[kumpf@toast.net](mailto:kumpf@toast.net)

Or mail to:

Donna Kumpf  
517 Windy Way  
New Cumberland, PA 17070

## HAPPY NEW YEAR!

It's hard to believe that we are already 5 years into the 21<sup>st</sup> century! Happy New Year to all!

The 2005 Guild board of officers was announced at the November meeting. Elected officers are:

President: Dianne Pearce

VP/Secretary: Billie Stanford

Treasurer: Susan Snively

Other board positions include:

Program Chair: Jeff Shields

Librarian: Suzette Humer

Newsletter: Donna Kumpf

Member at Large: Carol MacNeil

Thank you to all who agreed to serve on the CPBWG board for 2005! And *thank you* to all board members from 2004 who put in countless hours of their time. We had a terrific year of weaving in 2004!

## 2005 DUES

Membership dues for 2005 are due before Jan. 31. Checks for \$15.00, payable to CPBWG, may be mailed to:

Susan Snively  
11754 Airport Road  
Waynesboro, PA 17268

## **SCHEDULED PROGRAMS**

**Sunday, February 13, 2005**  
at GANDER MOUNTAIN STORE  
Gander Lodge Meeting Room  
5005 Jonestown Road  
Harrisburg, PA (See directions below)  
**MEETING TIME: 1:30 TO 5:00**  
**INSTRUCTOR: June Blake**

### **Please note our time and place change!**

At the February meeting, June Blake, guild member, will be instructing a round reed coaster. You'll need #3 round reed. Donna Kumpf will bring extra round reed if you need some! We were unable to reserve the usual meeting room at the East Shore library for February and March meetings.

Gander Mountain Store is located at 5005 Jonestown Road (Route 22), Harrisburg, just a few miles from Colonial Park Mall (which is beside our usual meeting place at the East Shore Library). Check in at customer service before going to the Gander Lodge meeting room. Nearby restrooms have sinks which may be a bit shallow for filling larger containers.

### **DIRECTIONS TO GANDER MOUNTAIN:**

#### **From Harrisburg and South:**

Gander Mountain store is located on Route 22. From Route 83 North, take the Colonial Park exit (50A) onto Route 22 East. At the traffic light at the end of the exit, go straight. Approximately 1 mile, just after the 5<sup>th</sup> traffic light, turn right into Gander Mountain's parking lot. It is located before Home Depot.

#### **From East/North of Harrisburg:**

Gander Mountain store is located on Route 22. From Route 81, take the Paxtonia exit. Go south on Mountain Road, to the light at Route 22. At the traffic light, turn right onto Route 22 West. Go approximately 1.2 miles. Gander Mountain is located on the left, just past Home Depot.

**Sunday, March 13, 2005**  
at GANDER MOUNTAIN STORE  
Gander Lodge Meeting Room  
5005 Jonestown Road, Harrisburg, PA  
**MEETING TIME: 1:30-5:00**  
**INSTRUCTOR: Anne Kelly**

Guild member Anne Kelly will be teaching Jennifer Scharman's Adirondack Gathering Basket.

#### **Materials Needed:**

3/4" flat reed – spokes  
1/4" flat reed – fillers and lasher  
3/8" flat reed – weavers  
1/2" flat oval – rim  
#5 round or sea grass-rim filler  
Approximately 3 to 4 yards of Shaker tape for the handle.

Linda Moore has a supply of shaker tape, which she has offered at her cost of \$.85/yard. If you need some, you must contact Linda before the meeting to let her know what color you would like her to bring. The color choices are: red, cranberry, navy, cornflower blue, hunter green, olive green, black, chocolate, tan, beige, and gray. Linda's phone number is 717-632-2314 and her email is [mygrandy@hotmail.com](mailto:mygrandy@hotmail.com).

April 2005: to be announced.

### **Instructor Fee Rescinded**

The CPBWG board met on Jan. 9. One item that was discussed was the \$10 fee for instructors of all-day baskets. This fee had been implemented last year on a trial basis. After some discussion, the board voted to rescind this fee for the remainder of the 2005 year.

Welcome to the following new members:

Sue Reinhart  
3756 W. Walnut Street  
Allentown, PA 18104  
(610) 821-4895  
[heartlily1@yahoo.com](mailto:heartlily1@yahoo.com)

Peg Nailor  
11 Hoover Road  
Carlisle, PA 17013  
(717) 243-0800


An updated list of 2005 members will be included in the next newsletter!

## RYE BASKET PRESENTATION

The following pictures were taken at our November meeting. A very special thank you to Mike Yeomans, of Nazareth, PA, for sharing his rye coiled basket artistry and knowledge with us!



Mike demonstrates his expertise at constructing a rye straw coiled basket.



One of Mike's finished rye straw coiled baskets.

## JANUARY 2005 PARTY/WEAVE

Thank you to Deb Roberson, for bravely leading two groups in creating double wall baskets at the January meeting. We had a wonderfully large turn out, with 21 weavers! As usual, the potluck lunch was superb!

**PLEASE PAY YOUR MEMBERSHIP DUES BEFORE JANUARY 31, 2005!**

Mail \$15 payable to CPBWG to  
Susan Snively  
11754 Airport Road  
Waynesboro, PA 17268

NAME: \_\_\_\_\_

ADDRESS: \_\_\_\_\_

PHONE: \_\_\_\_\_

EMAIL: \_\_\_\_\_

## SPEAKING OF EMAIL.....

While having an email account, and accessing it regularly is not a requirement for membership in the Guild, it certainly makes it convenient for information to be passed along in a timely manner!

For those of us who may not be comfortable using the internet, or may not have a computer at home, a fellow member wanted us to know that there are free email accounts that can be accessed through your local library. The websites, Yahoo and Hotmail, are only two of many that come to mind, that have free email services. Your local librarian can help you get started! While on the computer, you can also access our website for information at <http://basketry.homestead.com>



Anne Kelly shares her recipe for  
SAUERKRAUT BALLS

|                                  |                         |
|----------------------------------|-------------------------|
| 8 oz. loose sausage              | 1/2 cup flour           |
| 1/4cup onion, finely chopped     | 2 eggs, well beaten     |
| 14 oz. can sauerkraut, drained   | 1/4 cup milk            |
| 2 T dry bread crumbs             | 1 cup more bread crumbs |
| 3 oz. pkg cream cheese, softened |                         |
| 2 T parsley                      |                         |
| 1 tsp prepared mustard           |                         |
| dash garlic salt                 |                         |
| 1/4 tsp pepper                   |                         |

Cook sausage and onion until brown. Drain grease. Add sauerkraut and 2T bread crumbs. Combine next 5 ingredients, stir in. Chill. Shape into balls. Coat with flour. Add milk to eggs and dip balls into the mixture and then into breadcrumbs. Fry until brown, then bake at 375 degrees for 15-20 minutes.

**LOOKING AHEAD TO THE  
2005 WEAVING ODYSSEY!**

The Weaving Odyssey committee will be meeting in February to review the baskets that have been submitted, and narrow the field for the Odyssey basketry workshops.

Remember to mark your calendars for the 2005 Weaving Odyssey which will be held September 16, 17 & 18, 2005 at Gravel Hill United Methodist Church, Palmyra, PA.